



## Analysis of violence against women

Daljit Kaur<sup>1</sup>, Ravinder Kaur<sup>2</sup>

<sup>1</sup> Assistant Professor, P.G. Department of Computer Science and IT, Lyallpur Khalsa College, Jalandhar, Punjab, India

<sup>2</sup> M.Sc. (Computer Science) Scholar, P.G. Department of Computer Science and IT, Lyallpur Khalsa College, Jalandhar, Punjab, India

### Abstract

The safety and security of women is a significant concern for every country. For the progress of a nation, its women should also be secure and safe. In India, women issues are on rise, crimes like domestic violence, molestation, and sexual assault are becoming more common. The constitution of the nation has not provided any discrimination based on genders. Notwithstanding, situation for the females is still questionable in many regions. This work focuses on the crime against Women. The various problems faced by females have been considered in this work including lewd comments, stalking, molestation, attempt to molest, and domestic violence. Further, to know the reality, identity of the participants is kept secret. Moreover, the reactions and responses of the women in tough situations are garnered and analysed.

**Keywords:** crimes reporting, domestic violence, women harassment and women safety

### 1. Introduction

Women in this world are facing misdeed since the olden days and the crimes in which only women are victims are conceptualized as Crimes against Women. Whereas, Violence or Abuse is misbehaviour or any kind of physical aggression which may take place at home or outside. It includes threats, sexual abuse, emotional abuse, controlling or domineering, stalking, passive/covert abuse and economic deprivation, rape, abduction, kidnapping, eve-teasing, forcing wife/daughter-in-law to go for foeticide (Mehrotra, 2014) [6]. Though, women are empowering in many of the regions and domains all around the globe, yet the discrimination has not been eliminated. Many nations claim that crimes against women have taken the edge off. But unfortunately, in many parts of the world, women continue to be victims of various types of crimes. They don't find themselves safe while going alone, at public places and even sometimes at their homes too. In December 2012, a twenty-three year old college student, who was given the pseudonym "Nirbhaya" ("fearless"), was fatally gang-raped on a private bus in Delhi, India. This case of violence against women in India was into the international spotlight. Although assault and rape cases have made India infamous for its high volume of crimes against women, the reaction to this particular incident was much different from before (Lapsia, 2015) [7]. It is truly melancholy and mortified situation as per a 2018 poll by Thomson Reuters, India is named the most dangerous country for women (Thomson Reuters, 2018) [11]. Many of the violence cases do not come up as most of the times due to society status, family reputation and name, women ignore the things at the beginning and later things go out of hands. This work has been carried out with the following objectives

1. To know about the problem, that has been experienced by the most of the females.
2. To analyse the response of the women.

3. To understand the awareness level and use of the legal righteous among women.

This paper analyses and visualizes the crime patterns among the women of various age groups, the frequency of different crimes and reactions of women. The knowledge gained from this then can be used by the police and the various crime agencies in order to take better decisions regarding prevention of crimes against women in the region. The organization of the paper is as: Section II describes the Methodology used, whereas Section III reviews the related work done in the literature. The results are analysed and discussed in section IV. Finally, Section V concludes the paper.

### 2. Methodology

A survey was designed for the women with different types of questions on violence including domestic, physical and verbal. The responses were garnered from the females of various age groups from 10 years to 80 years old belonging to different regions and caste/category. DDFFI (Door To Door And Face To Face Interview) technique was followed to collect the responses and later SPSS (Statistical Package for the Social Sciences) tool was used to analyse the various issues faced by females with different aspects like age, qualification, region, marital status, and many more.

### 3. Literature Review

Lots of work has been done with regards to data mining and analysis of the crimes against women. Gender differentiation is a universal problem. The discrimination against women is not only a crime but also a violation of women's human rights. The violence like rape or other sexual violence is not only an offence to the virtue of womankind but also a violation of physical integrity, liberty, and security (Fried, 2003) [4]. Mukherjee *et al.* (2001) [8] uses National Crime Records Bureau (NCRB) data to reveal the

crimes against women patterns in various regions (Ropmay, 2014) [9] analyses the crimes against women in Meghalaya from the medical and legal point of view. The author also briefs out the challenges faced by the doctors and government in such cases. Further the efforts of local bodies are also summarised with recommendations. Gulyani, M. (2014) [5] reviews the sexual harassment of working women at workplace. He has also explained the violation of Article 14, 15 and 21 of the Indian Constitution. Further the shortcomings of legislation are discussed. Further it points to the lack of proper implementation and awareness of laws and rights. Das P. et. al. (2017) [3] have used a graph-based clustering approach to know the status of crimes against women in India. The researchers have also identified the states which are densely affected with crimes. Sureka R. et al. (2018) [10], provides cognizance on the abuses faced by the dalit women. She also describes how the perspective of dalit women on spousal violence is a contributor to crimes against women in rural India. Balaaji et al. (2018) [1], argue about the various reasons which lead to rise in the number of sexual harassment, abuses and rape against women and these include lack of awareness, illiteracy, and many more. Also an emphasis has been laid on the possible emotional, psychological and mental impacts which may be suffered by the victims. Also, various recommendations are provided to various governmental, non-governmental bodies in sensitizing such issues and to promote education and awareness among women.

**4. Results and Discussion**

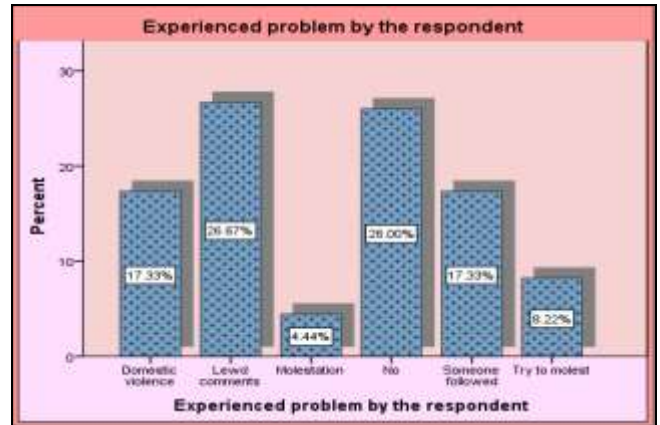
The survey targets Jalandhar District of Punjab (India). Jalandhar district has a literacy rate of 82.4 percent, whereas gender ratio is 913 females for every 1000 males (Census, 2011) [2]. In a total 450 women of the district in have responded to this survey and among them almost 43 percent of the participants are from rural areas. Further, the percentages of the respondents from semi-urban and urban area are 23 and 34 respectively. The respondents have been given a choice to hide their name and only 9.33 percent females have not revealed their name. If the caste of the respondents is analysed, it shows that the maximum respondents belong to the general category with 45 percent while scheduled caste respondents are slightly more than 37 percent and approximately 4 percent of the respondents have not revealed their caste. Moreover, the rest of the participants belong to other categories including backward class. Table 1 describes the information about the marital status of respondents. It is vivid that most of the participants are single and the ratio of married respondents is 27.6 percent, whereas participation of divorcee, separate and widow respondents each are close to 3 percent.

**Table 1:** Marital status of respondents

Marital status of the respondents		
Status	Frequency	Percent
Divorcee	14	3.1
Married	124	27.6
Single	284	63.1
Separate	15	3.3
Widow	13	2.9
Total	450	100.0

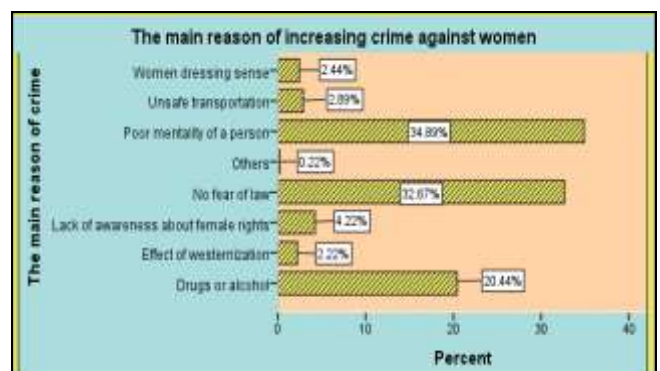
Results reveal that though the city has a good literacy rate, yet 74 percent of the females of the region have faced one or

another type of violence in some way. The major abuse faced by the females of the region is lewd comments (Eve-teasing). This issue is mainly faced by the single females between the age group of 22-24. The crimes like domestic violence and stalking also hit the females in large number. Each of this violence has affected equal number of women. The results are presented in figure 1 with the help of a bar graph.



**Fig 1:** Experienced problem by respondents

Another significant finding of the survey represents the most vulnerable location for crimes against women. It has been found that maximum crime take place at public places and transportation, which constitutes more than the 36 percent of the crimes. It is really miserable to know that even homes are not the safe place for many women as domestic violence begins at home and for more than 15 percent of the participants abuses have been experienced at homes. The 11.11 percent of the women participants have faced such crimes in the streets and 3.33 percent have faced abuses at workplace. Most of the times women try to ignore such wrongdoings. Also, it has been observed that more than half of total victims did not even register any complaint to the police. The victims, who have not complained in the police, give mainly two reasons for the same. The first reason is that they think it would not serve any purpose and the secondly, they think about their family/relationship status.



**Fig 2:** Reason for crime against women

From the women’s point of view, there are various reasons for booming of such crimes in the society. The reasons and the percentage of participants, who consider these factors as supplement to the crimes against women is displayed in figure 2. Most of the women believe that poor mentality of a

person and lack of strict laws are the key reasons. In their opinion, alcohol or drug consumption is also a significant factor contributing to the crimes. Lack of awareness of rights is considered by 4 percent of the women as a crime promotor, while other factors like westernization or dress

contribute in more or less percentage. Further it has been found that only 43.56 percent women knew the Women Help Line Number correctly. It seems that apprising them about the laws and facilities available for them can help up to some extent.

**Table 2:** Area-wise experienced problem by the respondent

Experienced problem by the respondent * Area of the respondent						
			Area of the respondent			Total
			Rural	Semi-urban	Urban	
Experienced problem by the respondent	Domestic violence	Count	34	31	13	78
		% within Experienced problem by the respondent	43.6%	39.7%	16.7%	100.0%
	Lewd comments	Count	44	29	47	120
		% within Experienced problem by the respondent	36.7%	24.2%	39.2%	100.0%
	Molestation	Count	10	2	8	20
		% within Experienced problem by the respondent	50.0%	10.0%	40.0%	100.0%
	No	Count	58	23	36	117
		% within Experienced problem by the respondent	49.6%	19.7%	30.8%	100.0%
	Someone followed	Count	30	12	36	78
		% within Experienced problem by the respondent	38.5%	15.4%	46.2%	100.0%
	Try to molest	Count	17	6	14	37
		% within Experienced problem by the respondent	45.9%	16.2%	37.8%	100.0%
Total		Count	193	103	154	450
		% within Experienced problem by the respondent	42.9%	22.9%	34.2%	100.0%

The table 2 is a cross-tabulation table of experienced problem by the respondent and region of the respondent that describes the count as well as percentage of experienced problem with area-wise. From the study of table, it is clear that domestic violence and attempt to molest issues are more

commonly faced by the women belonging to rural area. While, women who belong to urban area are mainly suffer from stalking. In the semi-urban areas, domestic violence and lewd comments are the big issues.

**Table 3:** Experienced problem by the respondent \* Time when incident happened

Experienced problem by the respondent * At what time an incident happened?								
			At what time an incident happened?				Total	
			Afternoon	Evening	Morning	Night		No specific time
Experienced problem by the respondent	Domestic violence		7.7%	16.7%	3.8%	42.3%	29.5%	
	Lewd comments		30.8%	40.8%	11.7%	7.5%	9.2%	
	Molestation		45.0%	40.0%	5.0%	10.0%		
	No	100.0%						
	Someone followed		32.1%	46.2%	11.5%	3.8%	6.4%	
	Try to molest		21.6%	43.2%	10.8%	21.6%	2.7%	
Total			26.0%	18.9%	27.1%	6.9%	12.2%	8.9%

Another cross analysis is done between the crime type and the timing and is represented in table3. Results represent that 42.3 percent cases of domestic violence have taken place at night, whereas more than 29 percent respondents have not given any weightage to the time of the incident as they have experienced it independent of the time. 45 cases

of a serious type of crimes like molestation are experienced in the afternoon. Remaining of the three criminal activities are performed in the evening time. Overall, it has been observed that maximum crimes against female take place at the evening time.

**Table 4:** Region-wise satisfaction of respondents with government initiatives for women safety

Region of the respondent * Satisfaction of respondent with government initiatives for women safety								
			Satisfaction of respondent with government initiatives for women safety				Total	
			Can't say	Satisfied	Strongly satisfied	Strongly unsatisfied		Unsatisfied
Region of the respondent	Rural	Count	43	8	4	49	89	193
		% within Region of the respondent	22.3%	4.1%	2.1%	25.4%	46.1%	100.0%
	Semi-urban	Count	25	8	3	24	43	103
		% within Region of the respondent	24.3%	7.8%	2.9%	23.3%	41.7%	100.0%
	Urban	Count	46	9	3	27	69	154
		% within Region of the respondent	29.9%	5.8%	1.9%	17.5%	44.8%	100.0%
Total		Count	114	25	10	100	201	450
		% within Region of the respondent	25.3%	5.6%	2.2%	22.2%	44.7%	100

Further, another analysis has been performed with the number of persons involved in the crimes. This has been

clearly represented in figure 3. Results show that most of the crimes have been done by a person alone. The 48 percent of

the respondents have been victim of the crime by only a single person. Also, there are 36 percent victims of the two criminals performing the crime. While the crimes with more than two criminals are observed by 16 percent of the women victims.

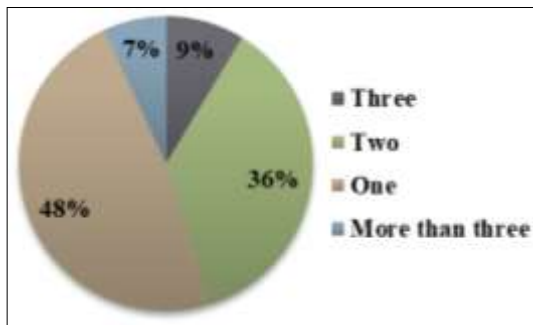


Fig 3: No. of Criminals involved

Furthermore, in the investigation, it has been inspected that in one third of the women sufferers evil performers are from the acquaintances and nearly 66.6 percent wrongdoers are unknown. Additionally, in attempt to know about the social helping hands, victims have been queried about the response of the pupils around them at the time of incident. The reaction of the people has been depicted in the figure 4, where grey area (down bar) represents the “No”. This shows that most of the times people of the society are not helping to the women who are in trouble.

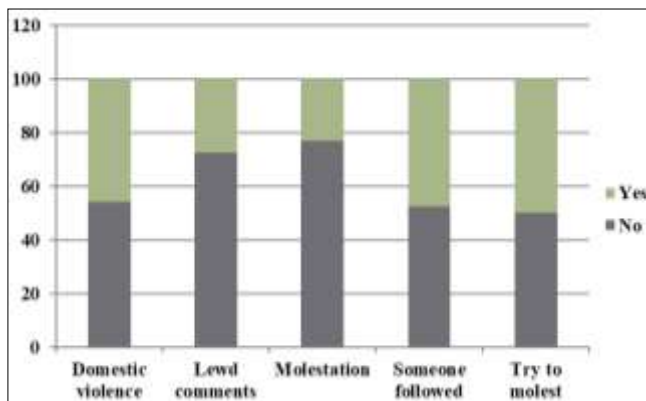


Fig 4: Response of the People around

Lastly, in response to the feedback to the initiatives by the government for the safety and security of the women, 71 percent of the women retorted with unsatisfactory efforts of the government.

**4. Conclusion**

This work analyses the violence against the women in the region. At the end, it can be concluded that this epidemic is affecting the most of the women whether they are from urban area or rural. Majority of the women suffer from the violence in the form of lewd comments, stalking at public places and domestic violence in forms at homes. It’s really miserable that women do not report to the police for most of the times. It makes such cases to be covered under hidden crimes. In order to fight this disease (crimes against women), government must take some strict actions and implement the laws. It is crucial for everyone- from government to corporate and individuals- to come together

to make India a safer and better place for women to work and live.

**5. References**

1. Balaaji, Malaimagal. A Study on Sexual Harassment on Women in India. International Journal of Current Advanced Research. 2018; 7(2):9980-9985
2. Census District Census 2011, Census 2011.co.in, 2011. Retrieved 30 September 2019.
3. Das Priyanka, Das Asit. Behavioral analysis of crime against women using a graph-based clustering approach, 2017, 1-6.
4. Fried ST. Violence against Women, in Health and Human Rights Vol. 6, No. 2, Violence, Health, and Human Rights, 2003, 88-111.
5. Gulyani M. Protection of Women from Sexual Harassment at Workplace: Some Reflections. Asian Journal of Research in Social Sciences and Humanities. 2014; 4(10):364-373.
6. Mehrotra M. Crimes against women in India- a study book, 2014.
7. Lapsia Tina. Impact of the “Nirbhaya” Rape Case: Isolated Phenomenon or Social Change, 2015.
8. Mukherjee C, Rustagi P, Krishnaji N. Crimes against Women in India: Analysis of Official Statistics. Economic and Political Weekly, 2001; 36:4070-4080.
9. Ropmay DA. Crimes against Women in Matrilineal Meghalaya, A Forensic Medical Perspective. J Indian Acad Forensic Med, 2014, 36(4).
10. Sureka R, Mathur A, Anshu. Spousal Violence and Dalit Women: Theoretical Underpinnings and Retrospection. International Journal of Recent Scientific Research. 2018; 7(7):12342-12348.
11. Thomson Reuters, 2018. <http://poll2018.trust.org/country/?id=india> accessed on April 2020